

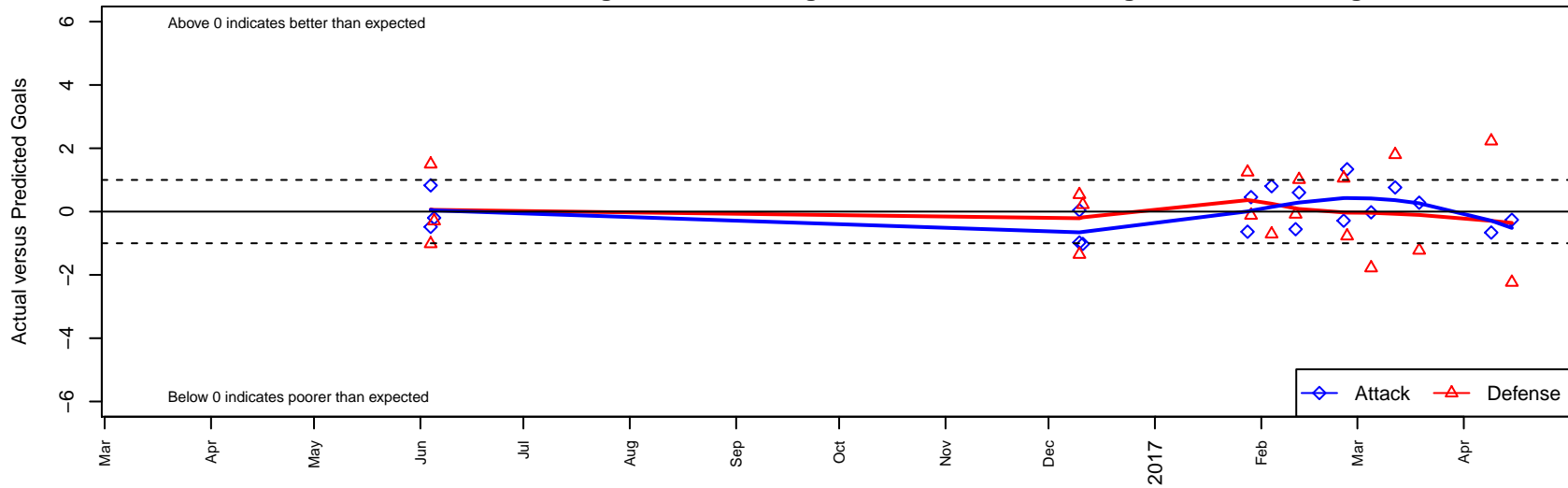
Crossfire OR Blue I G00

Crossfire Oregon
 Tigard, OR
 G00 total strength=1624
 attack=17.23 defense=17.52
 spr league = Win OYS G00 Premier

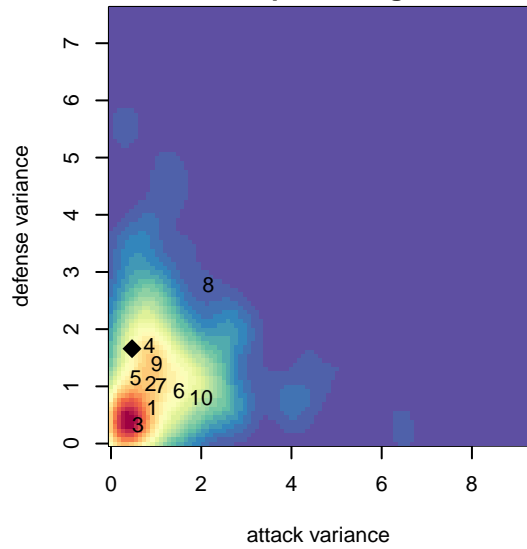
alt names used:
 CROSSFIRE OREGON 2000 BLUE I (MORRIS
 CROSSFIRE OREGON 2000 BLUE I (MORRIS
 Crossfire Oregon 00G Blue 1
 Crossfire Oregon 00G Blue 1

Venues played:
 2016 Showcase of Champions U17/16 Diamon
 2016 Timbers Winter Showcase 2000 Showcas
 2016 Win OYS G00 Premier
 2016 OYS State Cup G00

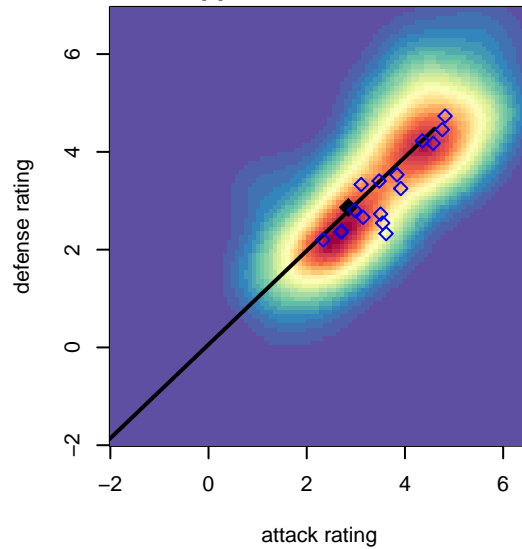
Crossfire OR Blue I G00
 Dots are actual minus expected GF (blue circles) and GA (red triangles).
 Blue line is smoothed change in attack strength. Red is smoothed change in defense strength.



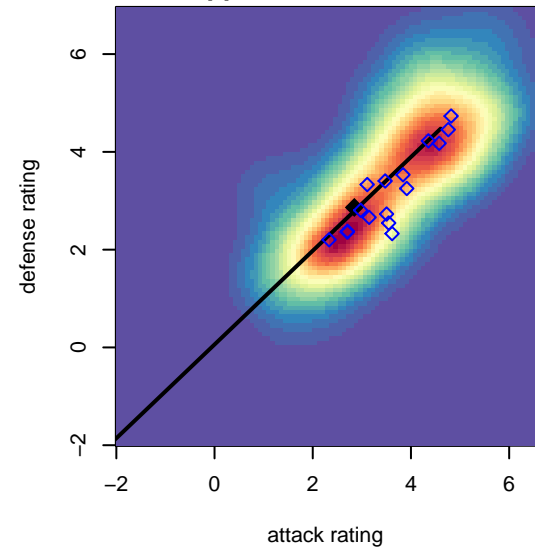
**attack and defense variance (black dot)
relative to other teams
and top 10 in region**



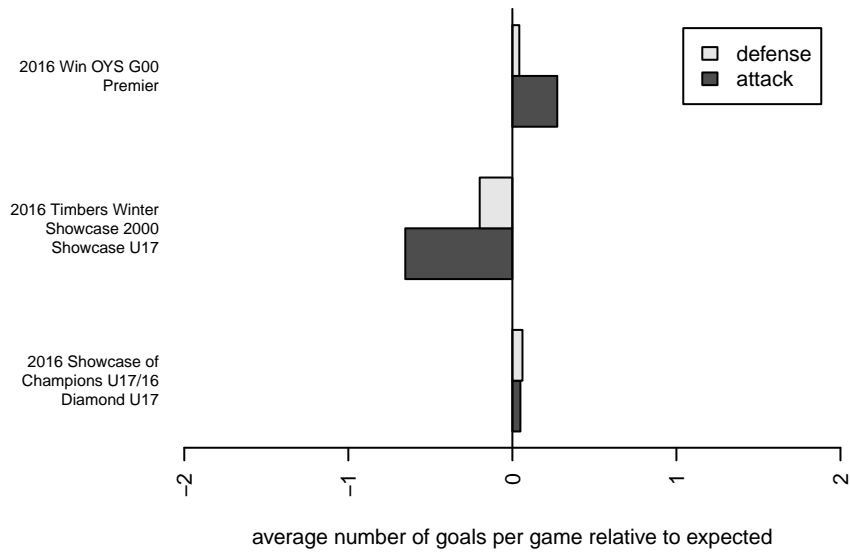
**attack and defense rating
relative to others at age
and all opponents in last 13 months**



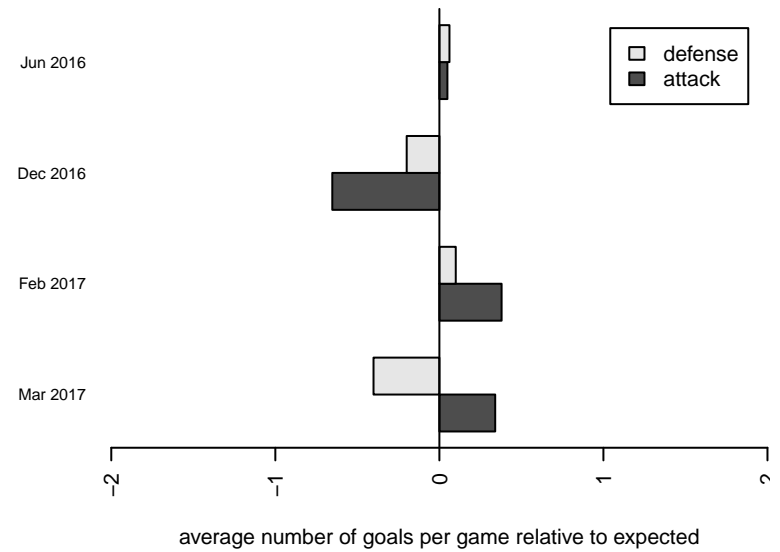
**attack and defense rating
relative to others at age
and all opponents in last 13 months**



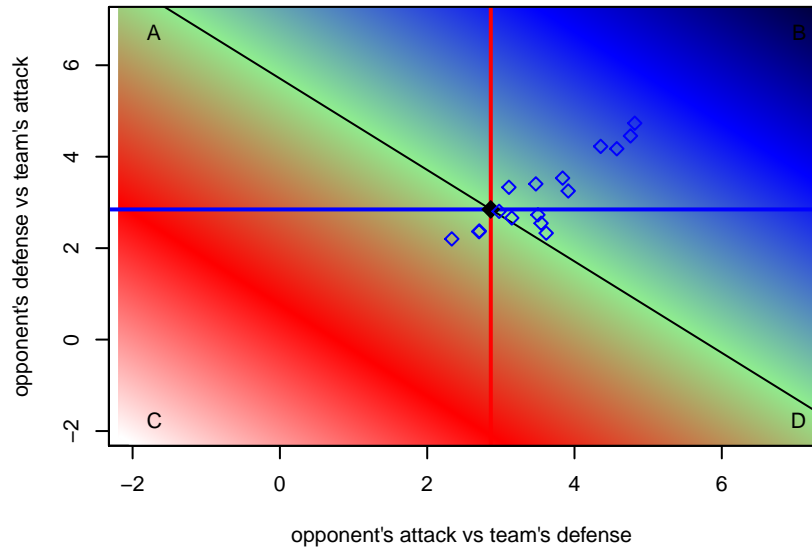
Performance relative to 13 month average



Performance relative to 13 month average



Distribution of opponents
 Red = Lose zone, Blue = Win zone, Green = Even
 Black line separates win/lose zones



lot. A=Neither has attack advantage, B=Opponent has both attack and defense advantage, C=Opponent has both attack and defense disadvantage, D=Both have

date	home		away		venue	pred.home	pred.awa
17-04-15	FC Salmon Creek Nemesis Yellow G00	6	Crossfire OR Blue I G00	0	2016 OYS State Cup G00	3.76	0.26
17-04-09	Crossfire OR Blue I G00	1	4H Bayern Munich G00	0	2016 OYS State Cup G00	1.66	2.23
17-03-19	Crossfire OR Blue I G00	1	NEU White G00	3	2016 Win OYS G00 Premier	0.72	1.78
17-03-12	Crossfire OR Blue I G00	1	Portland Thorns Academy G01	4	2016 Win OYS G00 Premier	0.24	5.80
17-03-05	Crossfire OR Blue I G00	1	PCU Red G00	3	2016 Win OYS G00 Premier	1.02	1.22
17-02-26	4H Bayern Munich G00	3	Crossfire OR Blue I G00	3	2016 Win OYS G00 Premier	2.23	1.66
17-02-25	Crossfire OR Blue I G00	1	ETFC Sol Black G00	1	2016 Win OYS G00 Premier	1.29	2.05
17-02-12	Crossfire OR Blue I G00	2	THUSC Silver G00	0	2016 Win OYS G00 Premier	1.40	1.01
17-02-11	FC Portland Navy G00	3	Crossfire OR Blue I G00	0	2016 Win OYS G00 Premier	2.92	0.56
17-02-04	Crossfire OR Blue I G00	2	Capital FC Timbers Red G00	2	2016 Win OYS G00 Premier	1.20	1.29
17-01-29	Pacific FC Orange G00	1	Crossfire OR Blue I G00	2	2016 Win OYS G00 Premier	0.88	1.54
17-01-28	Westside Timbers Copa G00	0	Crossfire OR Blue I G00	0	2016 Win OYS G00 Premier	1.25	0.64
16-12-11	Crossfire OR Blue I G00	0	PCU Red G00	1	2016 Timbers Winter Showcase 2000 Showca	1.02	1.22
16-12-10	Washington Timbers Red 1 G00	0	Crossfire OR Blue I G00	1	2016 Timbers Winter Showcase 2000 Showca	0.54	1.98
16-12-10	Harbor Premier Green G00	3	Crossfire OR Blue I G00	1	2016 Timbers Winter Showcase 2000 Showca	1.65	0.96
16-06-05	Crossfire OR Blue I G00	0	ISC Gunners A G99	7	2016 Showcase of Champions U17/16 Diamon	0.20	6.70
16-06-04	Crossfire OR Blue I G00	0	Crossfire Premier A G00	4	2016 Showcase of Champions U17/16 Diamon	0.48	2.98
16-06-04	Crossfire OR Blue I G00	1	WA Rush G00	5	2016 Showcase of Champions U17/16 Diamon	0.17	6.50